

DC Filters 2700 Series Refilling Instructions



DG Filter 2700 S Refilling Instructions

Chemteq, Inc.
600 West 24th Street, Suite B
Norfolk, Virginia 23517
USA

<http://www.chemteq.net>

Tel: 757-622-2223 / Toll free: 855-CHEMTEQ

NOTICES

These instructions are prepared exclusively for the owner of Chemteq DG Filters 2700 Series (DG Filters 2700 S). The content of these instructions is proprietary information and are to be used only to understand, refill and maintain the DG Filters 2700 S. By receiving this document, the recipient agrees that neither this document nor the information disclosed within nor any part hereof shall be reproduced or transferred, physically, electronically or in any other form, or used or disclosed to others for manufacturing or for any other purpose except as specifically authorized in writing by Chemteq, Inc.

© 2009 Chemteq, Inc. All Rights Reserved. No part of this document may be reproduced, transmitted, transcribed, stored in a retrieval system, or translated into any language in any form by any means without the prior written permission of Chemteq, Inc.

The information in this document is subject to change without notice. The images and drawings used in these instructions are for explanatory purposes only and may not be identical with the actual device in their appearance, size, color or positions.

Chemteq is registered trademark of Chemteq, Inc.

DG Filters 2700 S are manufactured by Chemteq.

Made in the United States of America



CAUTIONS

READ AND UNDERSTAND ALL INSTRUCTIONS BEFORE USE

1. These Instructions must be read and understood by user before operating this product or using its accessories, in order to ensure proper and safe use of this product.
2. Read and understand all applicable federal, state, and local environmental health and safety laws and regulations, including OSHA. Ensure complete compliance with all applicable laws and regulations before and during use of this product.
3. Do not substitute, modify, or omit parts or components. Use exact manufactured replacement parts in configurations specified by the original manufacturer.
4. Contact Chemteq's Service Department for any questions regarding these instructions or to arrange for a Returned Material Authorization (RMA).

Table of Contents

TABLE 1: COMPONENTS OF THE DG FILTERS 2700 S REFILL KIT.....	1
TABLE 2: DG FILTERS 2700 SERIES	1
TABLE 3: DG FILTERS 2700 S REFILL KITS	1
TABLE 4: DG FILTERS 2700 S ESLIS	2
1. INSTRUCTIONS.....	3
1.1. REMOVE CONSUMED ESLI BY UNSCREWING ANTICLOCKWISE (FIGURE 2)	3
1.2. REMOVE FIXATION SCREW (FIGURE 3)	3
1.3. REMOVE REFILL CAP (FIGURE 4)	3
1.4. REMOVE FELT (FIGURES 5 & 6).....	4
1.5. REMOVE STAINLESS STEEL SCREEN (FIGURE 7 & 8).....	4
1.6. EMPTY EXHAUSTED SORPTION MEDIA (FIGURE 9).....	4
1.7. CHARGE FILTER WITH FRESH SORPTION MEDIA (FIGURE 10)	5
1.8. REPLACE STAINLESS STEEL SCREEN AND FELT (FIGURES 11 & 12)	5
1.9. REPLACE REFILLING CAP (FIGURE 13)	5
1.10. REPLACE FIXATION SCREW (FIGURE 14)	6
1.11. REMOVE ESLI FROM PACKAGING POUCH & REMOVE ACTIVATION RED PLUG (FIGURE 15) 6	
1.12. CAREFULLY SCREW IN CLOCKWISE THE ESLI INTO THE ESLI COMPARTMENT (FIGURE 16)	6

DG Filter 2700 S Refilling Instructions

Table 1: Components of the DG Filters 2700 S Refill Kit

Item No.	Description	No. of Items	Part Number
1	Sorption Media	1	See table 3 for refill kit
2	ESLI	1	See table 4 for specific ESLI

Table 2: DG Filters 2700 Series Refill Kits

Item No.	Filter	No. of Items	Part Number
1	Acid Vapors	1	2710-5000
2	Aromatic Diisocyanates	1	2712-5000
3	Basic Vapors	1	2713-5000
4	Chlorine Dioxide Gas	1	2714-5000
5	Formaldehyde Vapor	1	2715-5000
6	Halogens Gases & Vapor	1	2716-5000
7	Hydrazine Vapor	1	2717-5000
8	Hydrogen Sulfide Gas	1	2718-5000
9	Mercury & Mercury II Compounds	1	2719-5000
10	Organic Vapors	1	2721-5000

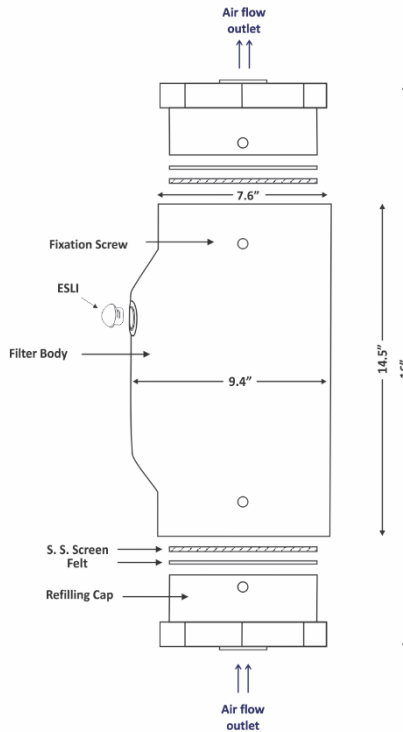
Table 3: DG Filters 2700 S Sorption Media

Item No.	Refill Kit	No. of Items	Part Number
1	Acid Vapors	1	2710-1000
2	Aromatic Diisocyanates	1	2712-1000
3	Basic Vapors	1	2713-1000
4	Chlorine Dioxide Gas	1	2714-1000
5	Formaldehyde Vapor	1	2715-1000
6	Halogens Gases & Vapors	1	2716-1000
7	Hydrazine Vapor	1	2717-1000
8	Hydrogen Sulfide Gas	1	2718-1000
9	Mercury & Mercury II Compounds	1	2719-1000
10	Organic Vapors	1	2721-1000

Table 4: DG Filters 2700 S ESLIs

Item No.	ESLI	No. of Items	Part Number
1	Acid Vapors	1	2510-2000
2	Aromatic Diisocyanates	1	2512-5000
3	Basic Vapors	1	2513-2000
4	Chlorine Dioxide Gas	1	2514-2000
5	Formaldehyde Vapor	1	2515-2000
6	Halogens Gases & Vapor	1	2516-2000
7	Hydrazine Vapor	1	2517-2000
8	Hydrogen Sulfide Gas	1	2518-2000
9	Mercury & Mercury II Compounds	1	2519-2000 </td
10	Organic Vapors	1	2521-2000

Figure 1: Schematic Diagram of the DG Filter 2700 Series



DG Filter 2700 S Refilling Instructions

1. Instructions

1.1. Remove consumed ESLI by unscrewing anticlockwise (Figure 2)



Figure 2

1.2. Remove Fixation screw (Figure 3)



Figure 3

1.3. Remove refill Cap (Figure 4)



Figure 4

DG Filter 2700 S Refilling Instructions

1.4. Remove felt (Figures 5 & 6)



Figure 5

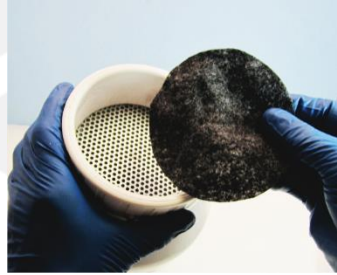


Figure 6

1.5. Remove stainless steel screen (Figure 7 & 8)




Figure 7



Figure 8

1.6. Empty exhausted sorption media (Figure 9)



Figure 9

DG Filter 2700 S Refilling Instructions

1.7. Charge filter with fresh sorption media (Figure 10)

Occasionally shack filter during adding sorption media for uniform filling



Figure 10

1.8. Replace stainless steel screen and felt (Figures 11 & 12)



Figure 11




Figure 12

1.9. Replace refilling cap (Figure 13)

Ensure alignment of marking (a) on refilling cap with marking on filter body (b).

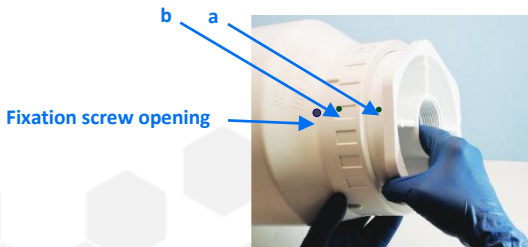


Figure 13

DG Filter 2700 S Refilling Instructions

1.10. Replace fixation screw (Figure 14)



Figure 14

1.11. Remove ESLI from packaging pouch & remove activation red plug (Figure 15)



Figure 15

1.12. Carefully screw in clockwise the ESLI into the ESLI compartment (Figure 16)



Figure 16

PLEASE CALL US AT 757-622-2223 OR EMAIL US AT info@chemteq.net
FOR ANY QUESTIONS REGARDING THESE INSTRUCTIONS



600 West 24th Street, Suite B, Norfolk, VA23517

Tel: 757-622-2223, Toll-free 855-243-6837 (855-CHEMTEQ)

Email: sales@chemteq.net

<http://www.chemteq.net>