



Formaldehyde Breakthrough Indicator Sticker Type B (BTIS B) (PN: 255)

Manual



1. Application

The Formaldehyde breakthrough indicator sticker type B (PN: 255) is a colorimetric indicator for the detection of traces of formaldehyde in air, suitable locations are the inside of window glass of chemical transport vehicles, and the inside window of chemical storage cabinets where representative samples can be obtained.

2. Specifications

- | | |
|------------------------------|---|
| a. Weight: | 0.4g (0.02oz) |
| b. Dimensions: | 2.0mm (0.11in), ϕ : 38.1mm (1.5in) |
| c. Operating temperature: | -20°C to 65°C (-4°F to 149°F) |
| d. Operating humidity: | 5% RH to 85%RH |
| e. Minimum detectable limit: | 0.3ppm·hr at 30 cm/sec face velocity |
| f. Color change: | Light brown to blue |
| g. Storage temperature: | 4°C to 25°C, (39°F to 77°F) |
| h. Shelf life: | 1 year at 4°C to 25°C, (39°F to 77°F) |
| i. Service life: | 4 months |

Cross interferences: Acrolein and aldehydes found in cigarette smoke react with approximately the same sensitivity. No other interferences are known.

3. Operating Instructions

- Ensure that packaging pouch is intact.
- Open packaging pouch by tearing off the top part from one of side notches.
- Remove indicator sticker from the packaging pouch (Figure 1).
- Peel off the protective liner to expose adhesive (Figure 2).



Caution: Avoid touching adhesive and exposure area

- Figure 3 shows the view result area of the indicator and the locations of the three adhesive discs.
- Hold the indicator from the edges and place it on a suitable location position on the inside of window glass of chemical transport vehicles or the inside window of chemical storage cabinets where representative samples can be obtained.
- Press firmly to adhere the indicator on the location surface.
- Formation of blue color indicates the presence of formaldehyde.



Figure 1



Figure 2

View result area

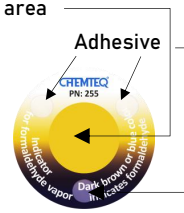


Figure 3