CHEMTEQ®

BTI 2
Refilling Instructions

CHEMTEQ®
600 West 24th Street, Suite B, Norfolk, VA23517
Tel: 757-622-2223, Toll-free 855-243-6837 (855-CHEMTEQ)
Email: sales@chemteq.net
http://www.chemteq.net

Chemteq, Inc., 600 West 24th Street, Suite B, Norfolk, Virginia 23517, Tel 757-622-2223, sales@chemteq.net
©2009 Chemteq, Inc.

1.9. Replace bottom porous plug (Figures 14, 15 & 16)

Figure 14

Figure 15



Figure 16

1.10. BTI 2 is ready for reuse (Figure 17)



Figure 16

PLEASE CALL US AT 757-622-2223 OR EMAIL US AT info@chemteq.net
FOR ANY QUESTIONS REGARDING THESE INSTRUCTIONS

Chemteq, Inc.
600 West 24th Street, Suite B
Norfolk, Virginia 23517
USA

http:/www.chemteq.net
Tel: 757-622-2223 / Toll free: 855-CHEMTEQ

NOTICES

These instructions are prepared exclusively for the owner of Chemteq Breakthrough Indicators 2 (BTI 2). The content of these instructions are proprietary information and are to be used only to understand, refill and maintain the BTI 2. By receiving this document, the recipient agrees that neither this document nor the information disclosed within nor any part hereof shall be reproduced or transferred, physically, electronically or in any other form, or used or disclosed to others for manufacturing or for any other purpose except as specifically authorized in writing by Chemteq, Inc.

© 2009 Chemteq, Inc. All Rights Reserved. No part of this document may be reproduced, transmitted, transcribed, stored in a retrieval system, or translated into any language in any form by any means without the prior written permission of Chemteq, Inc.

The information in this document is subject to change without notice. The images and drawings used in these instructions are for explanatory purposes only and may not be identical with the actual device in their appearance, size, color or positions.

Chemteq is registered trademark of Chemteq, Inc.

Breakthrough Indicators are manufactured by Chemteq, US Patent.

Made in the United States of America

CAUTIONS

READ AND UNDERSTAND ALL INSTRUCTIONS BEFORE USE

1. These Instructions must be read and understood by user before operating this product or using its accessories, in order to ensure proper and safe use of this product.
2. Read and understand all applicable federal, state, and local environmental health and safety laws and regulations, including OSHA. Ensure complete compliance with all applicable laws and regulations before and during use of this product.
3. Do not substitute, modify, or omit parts or components. Use exact manufactured replacement parts in configurations specified by the original manufacturer.
4. Contact Chemteq's Service Department for any questions regarding these instructions or to arrange for a Returned Material Authorization (RMA).

Table of Contents

NOTICES I
CAUTIONS II
Table 1. Components of the BTI 2 Refill Kit 1
Table 2. BTI 2 Refill Kits 1
Table 3. BTI 2 Colorimetric Indicator Assemblies 2
Table 4. Sorbent Refill 2
Table 5. Required Tools 3
1. Instructions 3
1.1. Remove bottom porous plug 3
1.2. Remove exhausted indicator 3
1.3. Remove second porous plug 4
1.4. Discard consumed media 4
1.5. Allow BTI 2 to stand in clean air 4
1.6. Charge BTI 2 with clean sorption media 5
1.7. Insert second porous plug 5
1.8. Charge BTI 2 with fresh colorimetric indicator 5
1.9. Replace Replace bottom porous plug 6
1.10. BTI 2 Is Ready for reuse 6

1.6. Charge the BTI 2 with suitable sorption media (Figure 9)



Figure 9

1.7. Insert second felt (Figure 10, 11 & 12).



Figure 10

Figure 11



Figure 12

1.8. Charge the BTI 2 with fresh colorimetric indicator assembly, Table 3 (Figure 13).

Figure 13

Chemteq, Inc., 600 West 24th Street, Suite B, Norfolk, Virginia 23517, Tel 757-622-2223, sales@chemteq.net
©2009 Chemteq, Inc.
MP-4068210-062621-G

1.3. Remove second porous plug using miniature-hook Pick (Figures 5 & 6)

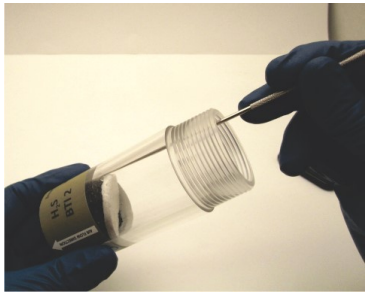

Figure 5

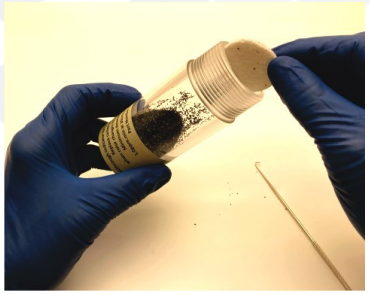

Figure 6

1.4. Discard consumed sorption media (Figure 7)

Figure 7

1.5. Allow indicator body to stand for 24 hours or blow clean air through it to remove any traces of contaminants (Figure 8)

Figure 8

Chemteq, Inc., 600 West 24th Street, Suite B, Norfolk, Virginia 23517, Tel 757-622-2223, sales@chemteq.net
©2009 Chemteq, Inc.

Table 1: Components of the BTI 1 Refill Kit

Item No.	Description	No. of Items	Part Number
1	Colorimetric Indicator Assembly	1	See table 3 for specific indicator
2	Porous Plug	2	401-1400
3	Sorption Media Refill	1	See table 4 for specific sorbent

Table 2: BTI 2 Refill Kits

Item No.	BTI 2 Refill Kit	No. of Items	Part Number
1	Acid Gases and Vapors	1	401-5000
2	Allyl Bromide	1	422-5000
3	Ammonia Vapor	1	403-5000
4	Ammonia & Hydrogen Sulfide	1	402-5000
5	Basic Vapors	1	414-5000
6	Chlorine Dioxide	1	418-5000
7	Formaldehyde Vapor	1	411-5000
8	Glutaraldehyde Vapor	1	423-5000
9	Hydrazine Vapor	1	408-5000
10	Hydrogen Sulfide Gas	1	406-5000
11	Hydrogen Sulfide Gas (Waterproof)	1	416-5000
12	Mercaptans	1	401-5000
13	Mercury	1	412-5000
14	Nitrogen Dioxide	1	419-5000

Table 3: BTI 2 Colorimetric Indicator Assemblies

Item No.	Colorimetric indicator Assembly	No. of Items	Part Number
1	Acid Gases and Vapors	1	401-1600
2	Allyl Bromide	1	422-1600
3	Ammonia Vapor	1	403-1600
4	Ammonia & Hydrogen Sulfide	1	402-1600
5	Basic Vapors	1	414-1600
6	Chlorine Dioxide	1	418-1600

Chemteq, Inc., 600 West 24th Street, Suite B, Norfolk, Virginia 23517, Tel 757-622-2223, sales@chemteq.net
©2009 Chemteq, Inc.
MP-4068210-062621-G

Table 3 Continues: BTI 2 Colorimetric Indicator Assemblies

Item No.	Colorimetric indicator Assembly	No. of Items	Part Number
7	Formaldehyde Vapor	1	411-1600
8	Glutaraldehyde Vapor	1	423-1600
9	Hydrazine Vapor	1	408-1600
10	Hydrogen Sulfide Gas	1	406-1600
11	Hydrogen Sulfide Gas (Waterproof)	1	416-1600
12	Mercaptans	1	401-1600
13	Mercury	1	412-1600
14	Nitrogen Dioxide	1	419-1600

Table 4: Sorption Media Refill

Item No.	Description	No. of Items	Part Number
1	Sorption media for Acids	1	401-5200
2	Sorption media for Allyl Bromide	1	422-5200
3	Sorption media for Ammonia	1	403-5200
4	Sorption media for Ammonia & Hydrogen Sulfide	1	402-5200
5	Sorption media for Basic Vapors	1	414-5200
6	Sorption media for Chlorine Dioxide	1	418-5200
7	Sorption media for Formaldehyde	1	411-5200
8	Sorption media for Glutaraldehyde	1	423-5200
9	Sorption media for Hydrazine Vapor	1	408-5200
10	Sorption media for Hydrogen Sulfide	1	406-5200
11	Sorption media for Hydrogen Sulfide WP	1	416-5200
12	Sorption media for Mercaptans	1	401-5200
13	Sorption media for Mercury	1	412-5200
14	Sorption media for Nitrogen Dioxide	1	419-5200

Chemteq, Inc., 600 West 24th Street, Suite B, Norfolk, Virginia 23517, Tel 757-622-2223, sales@chemteq.net
©2009 Chemteq, Inc.

Table 4: Required Tools

Item No.	Tool	No. of Items	Part Number
1	Miniature-Hook Pick	1	431-9100

1. Instructions

1.1. Remove bottom porous plug using miniature-hook pick (Figures 1 & 2)



Figure 1



Figure 2

1.2. Remove consumed colorimetric indicator (Figures 3 & 4)

Figure 3



Figure 4

Chemteq, Inc., 600 West 24th Street, Suite B, Norfolk, Virginia 23517, Tel 757-622-2223, sales@chemteq.net
©2009 Chemteq, Inc.